

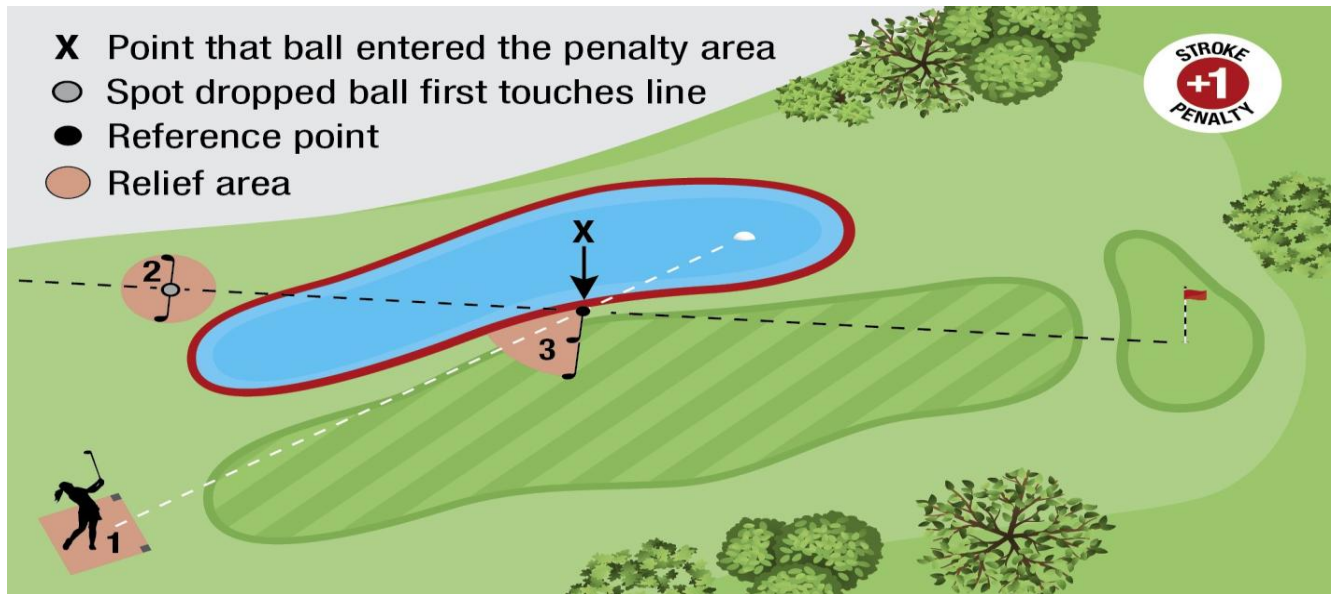
## RULES for LOST BALL and BALL OUT OF BOUNDS

In addition to the USGA rules, the Lake Valley Women's Golf Association has approved the use of Local Rules which are a modification to the standard USGA rules established to speed up play. Following is an explanation and example of a player's options for a lost ball or ball out of bounds under USGA and Local Rules.

### **LOST BALL in a RED PENALTY AREA:**

When it is known or virtually certain that a ball is lost in a red penalty area, the player has three options as noted in below diagram. Each option incurs a one-stroke penalty:

- (1.) Take **stroke-and-distance** relief by playing another ball from the spot of the previous shot.
- (2.) Take **back-on-the-line relief** by dropping a ball outside the penalty area, keeping the spot where the ball crossed the red penalty line (point X in below diagram) between the hole and the spot where the ball is dropped (point 2 in below diagram).
- (3.) Take **lateral relief**. Determine the spot where the ball crossed the red penalty line (point X in below diagram) and drop another ball within two club-lengths from that spot which is no nearer the hole than point X (point 3 in below diagram).



**Example:** On hole # 5, Sally hits her tee shot into the creek in front of the green.

Under stroke-and distance, she can hit another ball from the tee box incurring a one-stroke penalty.

Under back-on-the-line option, she can drop another ball anywhere that keeps the spot where the ball crossed the red penalty line between her and the hole incurring a one-stroke penalty.

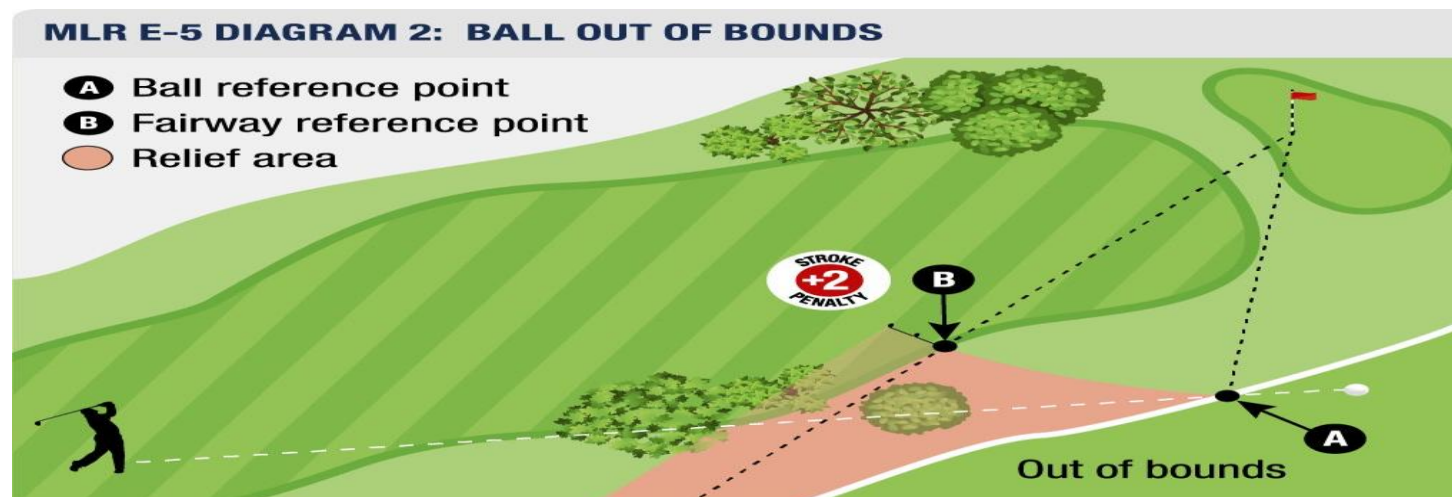
Under lateral relief, she can drop another ball within two-club lengths from the spot where the original ball crossed the red penalty line, outside the penalty area, no closer to the hole, incurring a one-stroke penalty.

In each of the above options, after her drop Sally is laying 2 and hitting her 3<sup>rd</sup> shot.

## **LOST BALL (Not in a penalty area) or BALL OUT OF BOUNDS:**

When a **ball is lost anywhere on the course, other than in a red penalty area** or a ball is hit **out of bounds**, the player has the same two options as explained below:

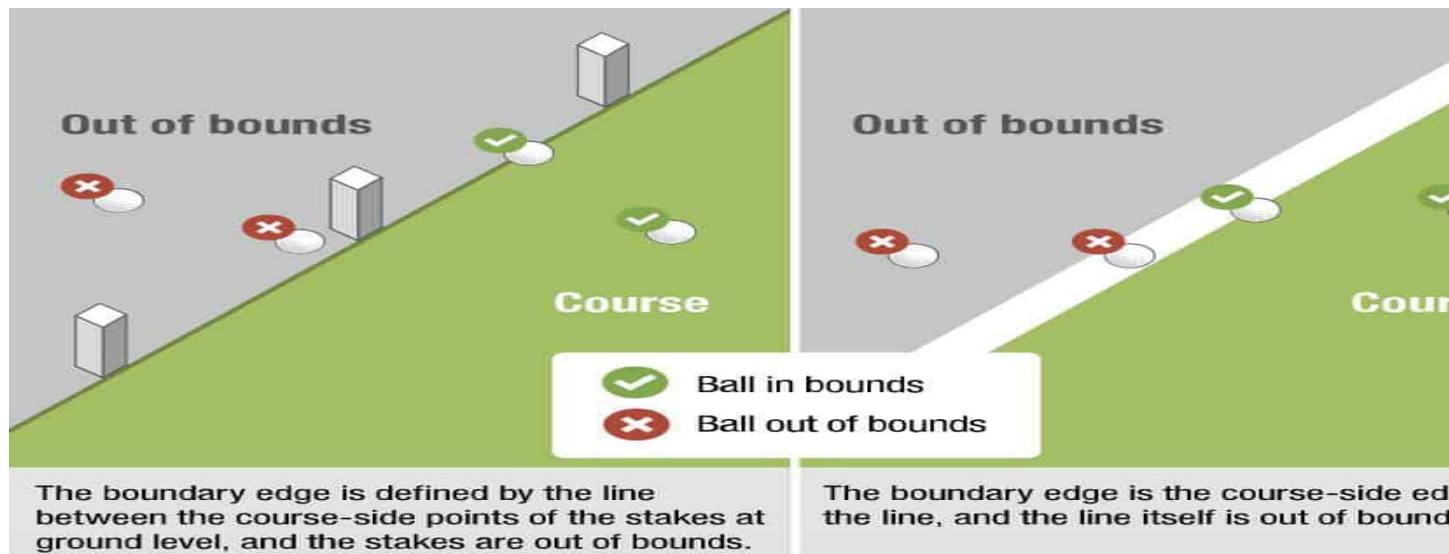
- (1) Under the stroke-and-distance rule, a player can hit another shot from the spot of their previous shot any time their previous shot is out of bounds or deemed to be lost, incurring a one-stroke penalty.
- (2) Under the Local Rule, after a 3-minute search for their ball, a player may drop another ball in an area between where the original ball crossed the out of bounds line or is known or certain to be lost (Reference point A in below diagram) and a spot that is no more than two club lengths inside the fairway, no closer to the hole than where the ball is known to be out of bounds or lost (Reference point B in below diagram), incurring a two-stroke penalty. The player is laying 3 and hitting their 4<sup>th</sup> shot.



**Example for Lost Ball Outside a penalty area:** On hole #12, Sally hits her tee shot left of the cart path and into the wooded area. After a 3 minute search, she does not find her ball so she can proceed by hitting another ball from her previous spot which is the tee box under a one stroke penalty or she can drop a ball between the spot where she thinks her ball is lost and a spot no more than two club lengths into the fairway and no closer to the hole, incurring a two-stroke penalty.

**Example for Ball Out of Bounds:** On hole #6, Sally hits her tee shot left of the cart path and left of the fence marking out of bounds. She can proceed by hitting another ball from the tee box under a one-stroke penalty or she can drop a ball between the spot where her tee ball crossed the out of bounds fence and a spot no more than two club lengths into the fairway, no closer to the hole, incurring a two-stroke penalty.

A ball is out of bounds only when ALL of it is outside the boundary edge of the golf course. Below diagrams provide examples of when a ball is in bounds and out of bounds



**Search Time:** A player has 3 minutes to find their ball regardless if the ball is in a penalty area, out of bounds or in any area of the golf course. After 3 minutes, the player must proceed under any of the penalty options noted.

**Moving penalty markers:** A player may move a red stake used to mark a penalty area if it is located where it will interfere with their stance, swing or ball flight. You MAY NOT move an out of bounds marker for any of these reasons.

**Provisional Ball:** If a player thinks their ball may be lost or out of bounds, they can hit a provisional ball from the same spot as a previous shot. They must announce to their playing partners before hitting the provisional shot. If the original ball is found and is in bounds, the player MUST continue play with the original ball. If the original ball is not found or found out of bounds, the player must continue with the provisional ball incurring a one stroke penalty plus the original shot played. If a player finds their original shot AFTER they have proceeded play with their provisional ball, they cannot play the original ball and must finish the hole with their provisional ball.